

DARFIELD BAPTIST CHURCH

15 Greendale Road

(Constituted 1873)

Pastor History

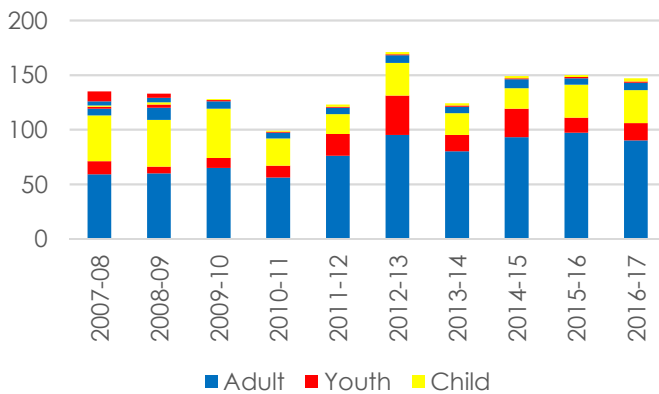
2017: P Cossey

2009-10 | J Patrick
2010-11 | J Patrick
2011-12 | P Cossey

2012-13 | P Cossey
2013-14 | P Cossey
2014-15 | P Cossey

2015-16 | P Cossey
2016-17 | P Cossey
2017-18 | P Cossey

Worship attendance



Weekly worship attendance

2008: 135
2013: 171
2018: 140

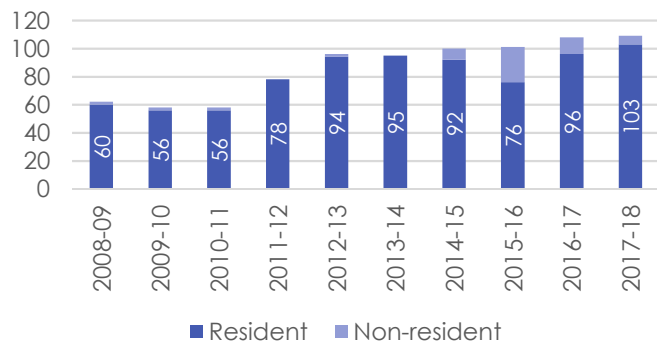
CHANGE
Five-year: -18.1%
Decadal: 3.7%

Resident membership:

2008: 59
2013: 94
2018: 103

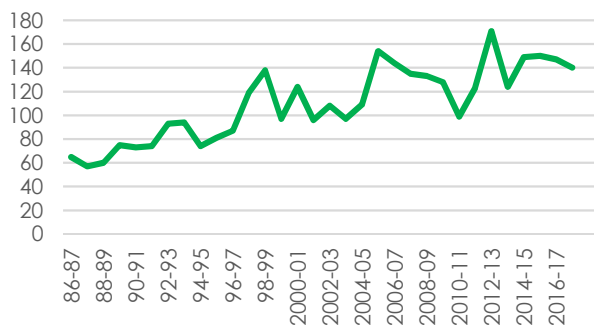
CHANGE
Five-year: 9.6%
Decadal: 74.6%

Membership

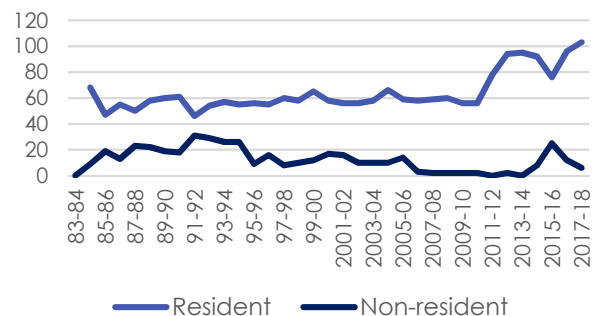


Looking further back:

Total attendance



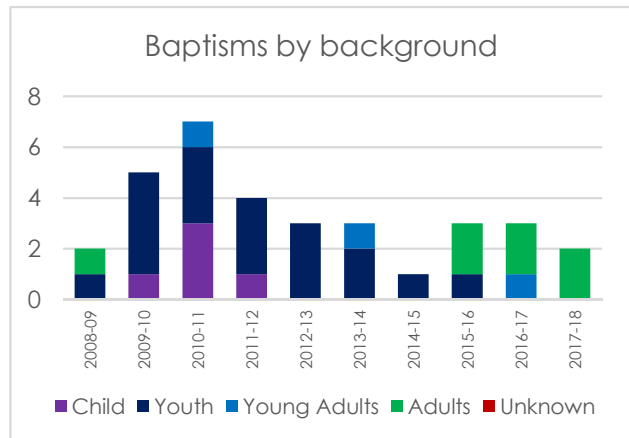
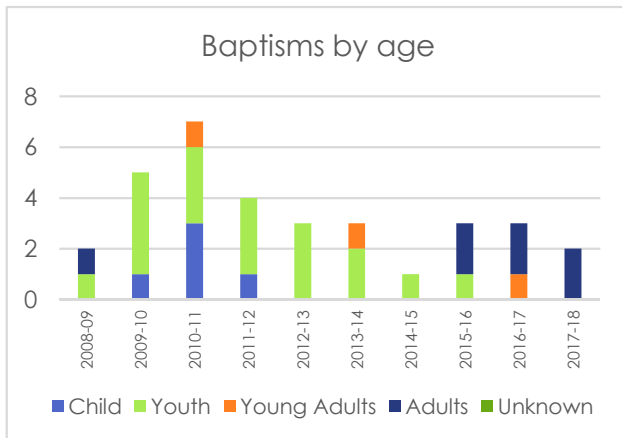
Membership



Joining and leaving membership

Additions	Baptism of		Transfer from		Other		
	Child of attender	Other	Baptist church	Other church	Profession of faith	Reinstated Baptist	Other
2008-09	0	0	0	0	1	0	1
2009-10	0	0	0	0	0	0	0
2010-11	0	0	0	0	0	0	0
2011-12	0	0	4	0	7	0	0
2012-13	0	0	2	0	3	1	0
2013-14	0	0	0	0	0	0	0
2014-15	0	0	0	0	3	0	0
2015-16	0	0	0	0	1	0	0
2016-17	0	0	0	0	1	8	0
2017-18	2	0	0	0	2	3	0
DECADE	2	0	6	0	18	12	1

Deletions	Transfer to		Other			
	Baptist church	Other	Ceased worshipping	Lost track	Deceased	Other
2008-09	0	0	0	0	0	0
2009-10	0	0	1	2	3	0
2010-11	0	0	0	0	0	0
2011-12	0	0	0	0	0	0
2012-13	3	0	0	0	0	0
2013-14	0	0	0	0	0	0
2014-15	0	0	0	0	0	0
2015-16	0	0	0	0	0	0
2016-17	1	0	0	0	0	0
2017-18	0	0	2	2	0	1
DECADE	4	0	3	4	3	1



Ratios of attenders per baptism

	2016-17	2017-18
Total worshipping adults per baptism:	46.0	64.0
Average weekly attendance per baptism:	49.0	70.0

NZ: 2016-17
41.7
42.6

Offerings

	General	per TWA
2006:	\$ 80,551	\$ 1,019.63
2011:	\$ 116,109	\$ 1,248.48
2016:	\$ 155,120	\$ 1,115.97

CHANGE

Five-year	33.6%
Decadal	92.6%

